

AUTOMOCIÓN

ROSA DO





Importante: Grupo BOSADO se reserva el derecho de **modificación de precios** y referencias sin previo aviso. Por favor, consulte y contraste el precio vigente antes de realizar su pedido.

Los precios son expresados en **euros** y corresponden a cada unidad de producto. Los gastos derivados del envío no están incluidos.

Consúltenos si no encuentra el producto que busca. Somos especialistas en fabricación de piezas bajo plano.

Important: BOSADO Group reserves the right to **modify prices** and references without prior notice. Please consult and contrast the current price before placing your order.

The prices are expressed in **euros** and correspond to each unit of product. Shipping costs are not included.

Ask us if you can not find the product you are looking for. We are specialists in the manufacture of tailored parts.

AUTOMOCIÓN / AUTOMOTIVE

BRAKE HOSE	4	MANGUERA DE FRENO
CAR BRAKE FITTINGS	5	RACORES FRENOS AUTOMÓVILES
Metric male	5	Machos métricos
SAE male	7	Machos SAE
Metric female	8	Hembras métricas
SAE female	10	Hembras SAE
Banjos	11	Orientables
MOTORCYCLE BRAKE FITTINGS	12	RACORES FRENOS MOTOCICLETAS
Reusable	12	Reusables
Crimped	15	Prensados
BRAKE FLARE TOOL	19	MÁQUINA DE ABOCARDAR
BRAKE TUBE	19	TUBO DE FRENO
SILICONA HOSES	20	TUBOS DE SILICONA

RACORES FRENOS AUTOMÓVILES

CAR BRAKES FITTINGS

Ref: **SAE J 1401**

Tubo: goma sintética especial, resistente al fluido hidráulico para el sistema de frenado
Tube: special synthetic rubber resistant hydraulic fluid for the braking system



Refuerzo: malla textil de alta resistencia
Reinforcement: high strength textile braid

Cubierta: goma sintética especial resistente a la abrasión, ozono y condiciones atmosféricas
Cover: special synthetic rubber, abrasion, ozone and weather resistant

Aplicación: apto para el sistema de frenado y fluido hidráulico de automoción
Application: suitable for the braking system and automotive hydraulic fluid

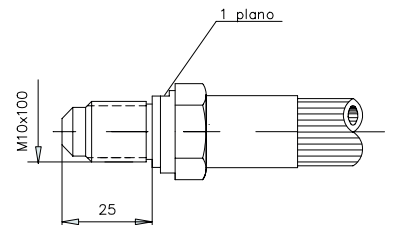
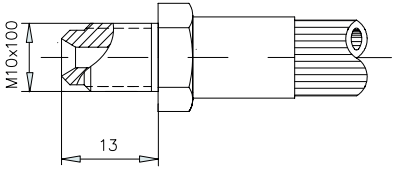
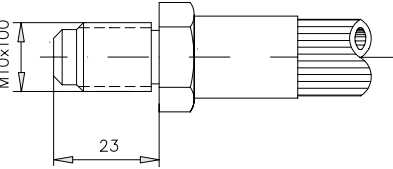
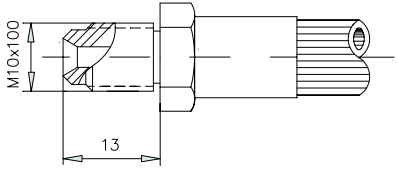
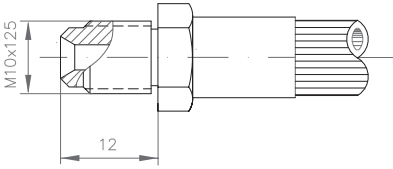
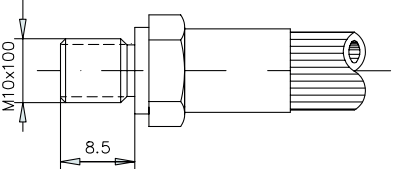
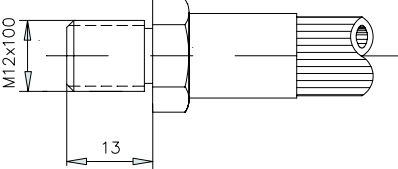
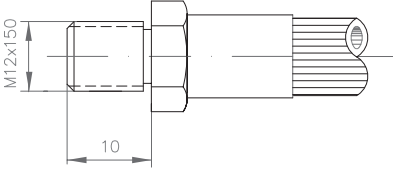
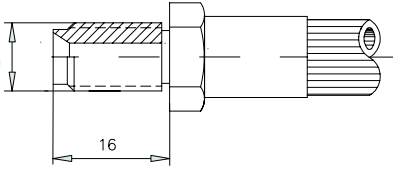
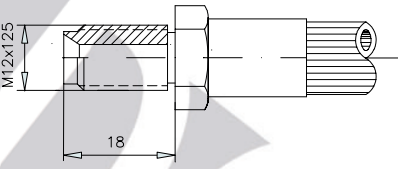
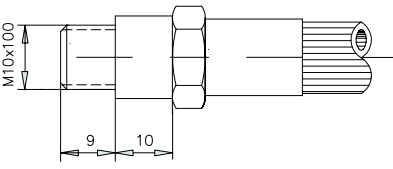
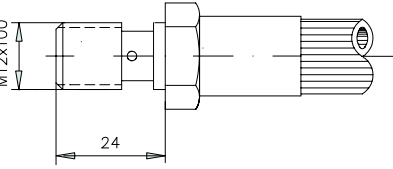
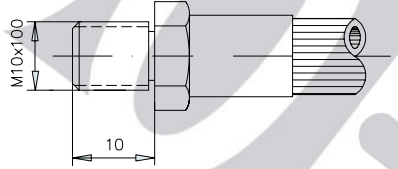
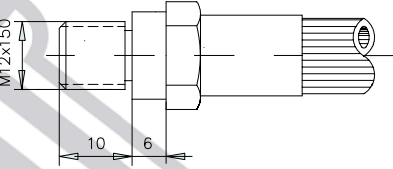
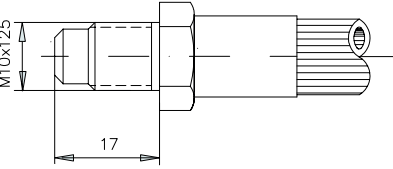
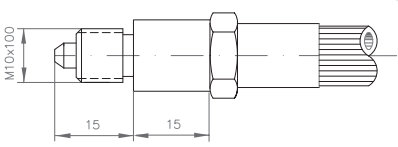
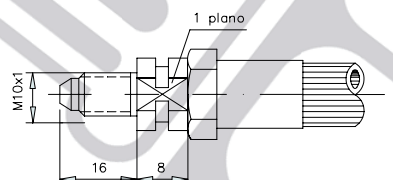
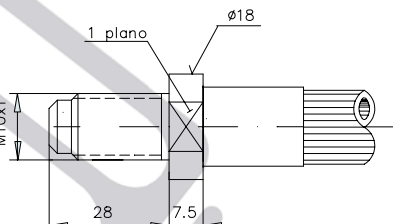
Ref.	Tubo interior Inner tube		Exterior Outer	Presión trabajo Working pressure		Presión rotura Burst pressure		Peso Weight	Precio Price
	pulg./inch.	mm		bar	psi	bar	psi		
J1401-02	1/8	3,2	10,5	276	4002	490	7105	91	

Certificado
Certificate

D.O.T. y U.S. FMVSS 106

Norma
Norm

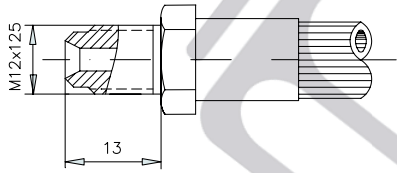
SAE J 1401; TS 1046; ISO 1307

Ref: 0021120-BB 	Ref: 0021121-BB 	Ref: 0021122-BB 
Ref: 0021123-BB 	Ref: 0021124-BB 	Ref: 0021126-BB 
Ref: 0021127-BB 	Ref: 0021128-BB 	Ref: 0021131-BB 
Ref: 0021133-BB 	Ref: 0021137-BB 	Ref: 0021144-BB 
Ref: 0021145-BB 	Ref: 0021147-BB 	Ref: 0021154-BB 
Ref: 0021152-BB 	Ref: 0021160-BB 	Ref: 0021161-BB 

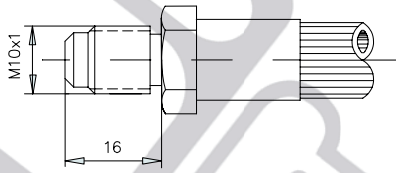
RACORES FRENOS AUTOMÓVILES

MACHOS MÉTRICOS CAR BRAKES FITTINGS
METRICS MALE

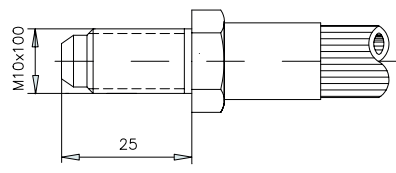
Ref: 0021163-BB



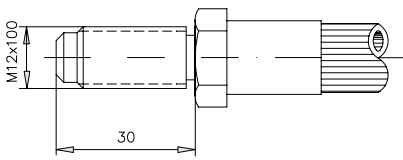
Ref: 0021168-BB



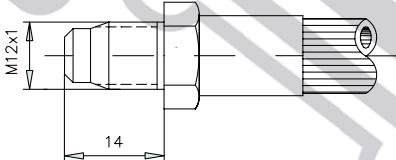
Ref: 0021170-BB



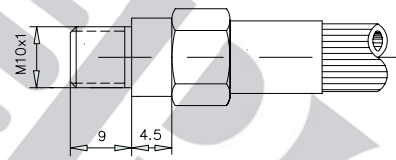
Ref: 0021173-BB ●



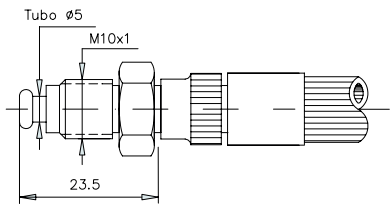
Ref: 0021183-BB



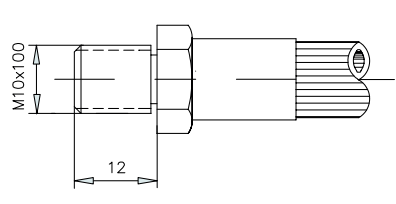
Ref: 0021185-BB



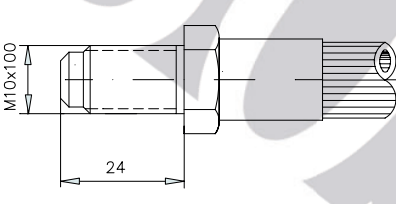
Ref: 0021190-BB ●



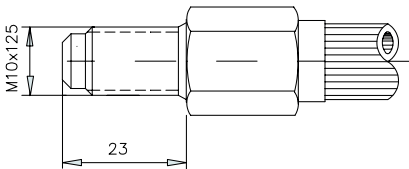
Ref: 0021193-BB



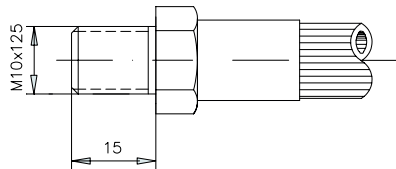
Ref: 0021194-BB



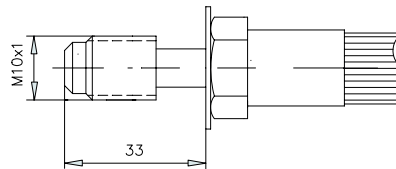
Ref: 0021196-BB ●



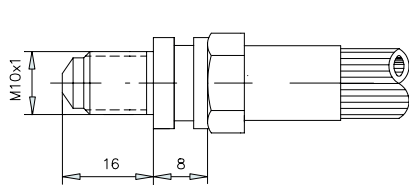
Ref: 0021198-BB



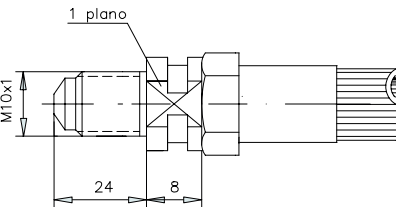
Ref: 0021205-BB

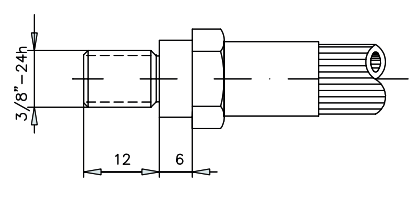
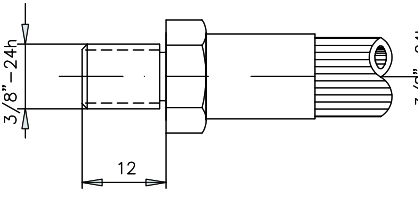
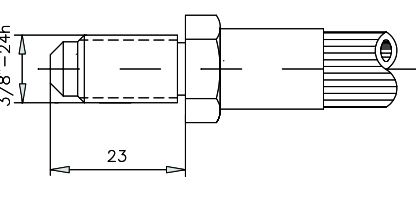
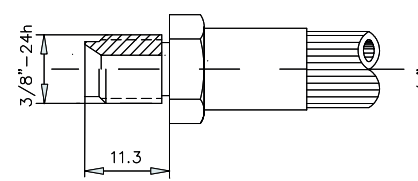
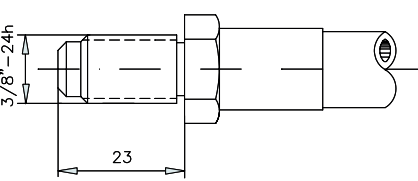
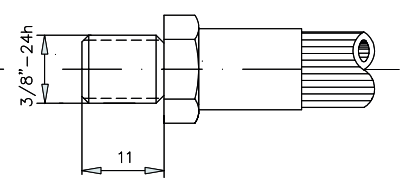
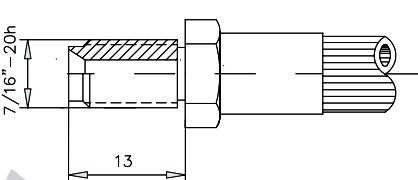
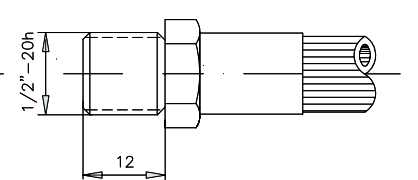
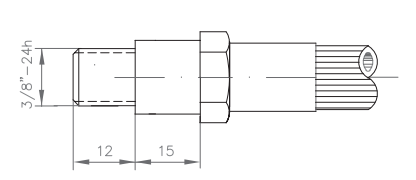
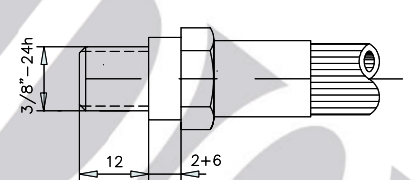
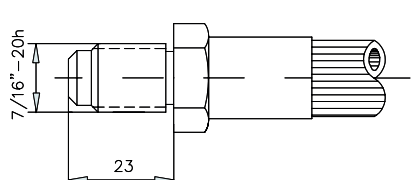
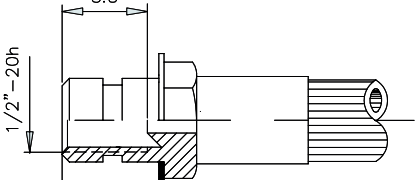
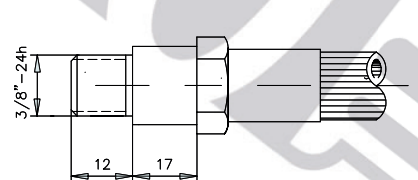
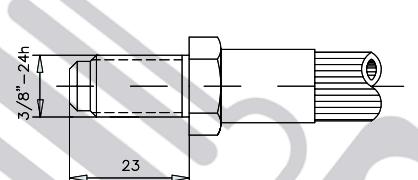
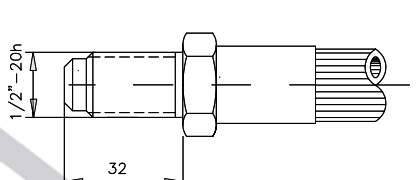


Ref: 0021206-BB



Ref: 0021209-BB

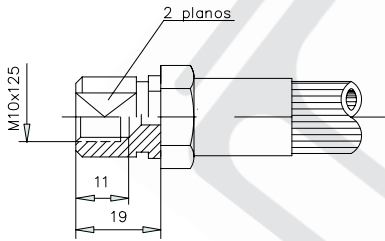


<p>Ref: 0021101-BB</p> 	<p>Ref: 0021107-BB</p> 	<p>Ref: 0021125-BB</p> 
<p>Ref: 0021129-BB</p> 	<p>Ref: 0021130-BB</p> 	<p>Ref: 0021132-BB</p> 
<p>Ref: 0021134-BB</p> 	<p>Ref: 0021135-BB</p> 	<p>Ref: 0021138-BB</p> 
<p>Ref: 0021139-BB</p> 	<p>Ref: 0021149-BB</p> 	<p>Ref: 0021150-BB</p> 
<p>Ref: 0021157-BB</p> 	<p>Ref: 0021169-BB</p> 	<p>Ref: 0644552</p> 

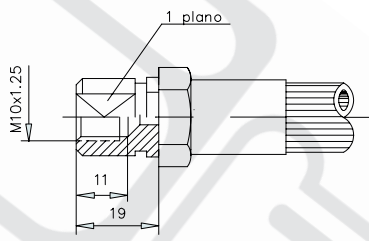
RACORES FRENOS AUTOMÓVILES

HEMBRAS MÉTRICAS CAR BRAKES FITTINGS
METRICS FEMALE

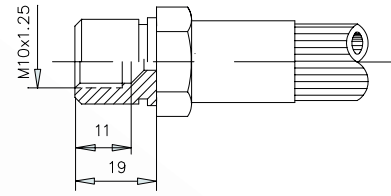
Ref: 0021104-BB



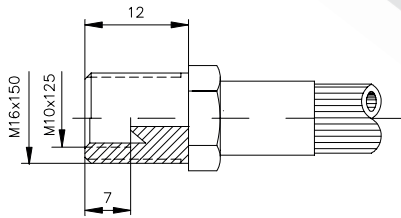
Ref: 0021105-BB



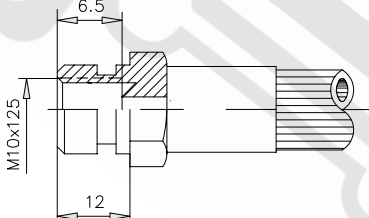
Ref: 0021106-BB



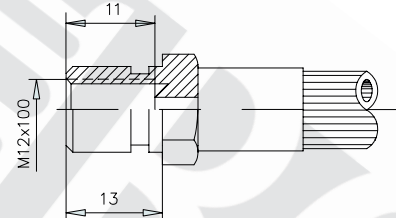
Ref: 0021109-BB



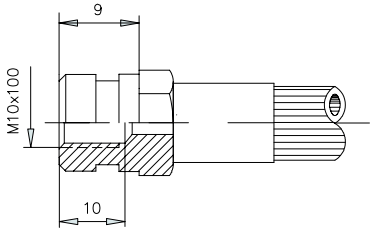
Ref: 0021111-BB



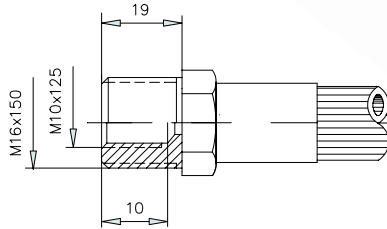
Ref: 0021112-BB



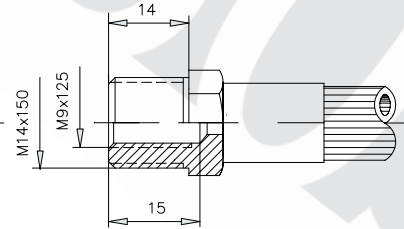
Ref: 0021113-BB



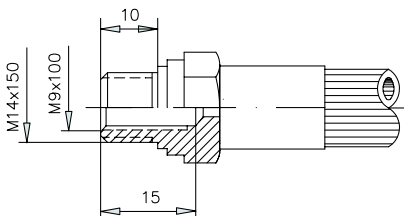
Ref: 0021115-BB



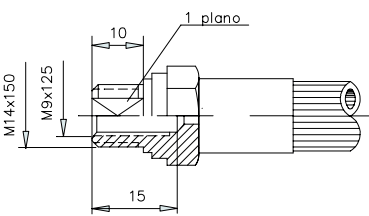
Ref: 0021116-BB



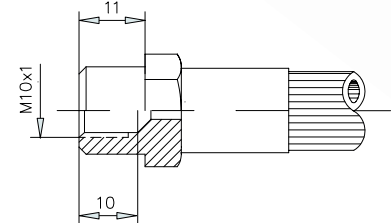
Ref: 0021117-BB



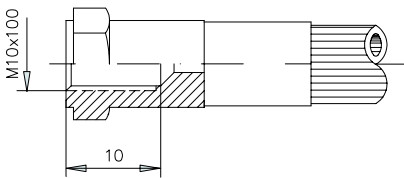
Ref: 0021118-BB



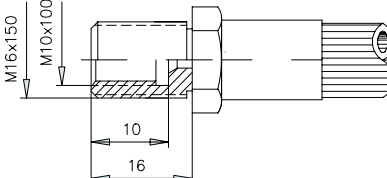
Ref: 0021136-BB



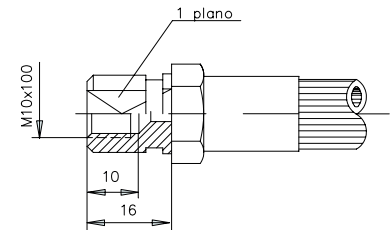
Ref: 0021141-BB



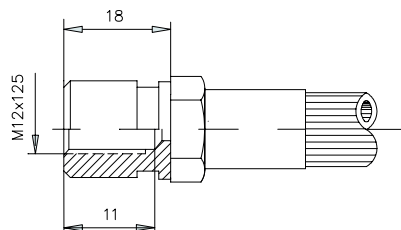
Ref: 0021146-BB



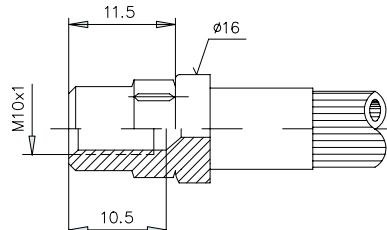
Ref: 0021148-BB



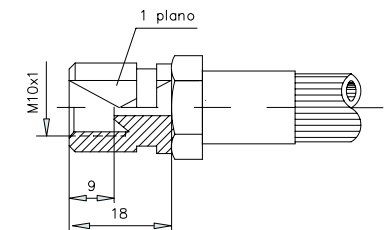
Ref: 0021151-BB



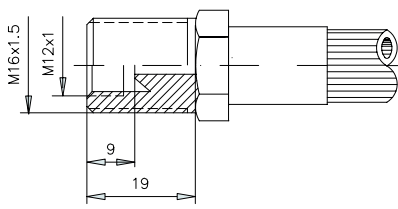
Ref: 0021156-BB



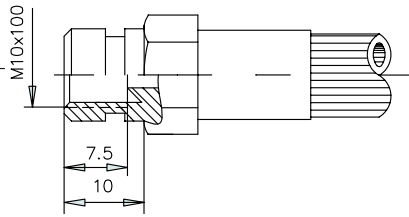
Ref: 0021158-BB



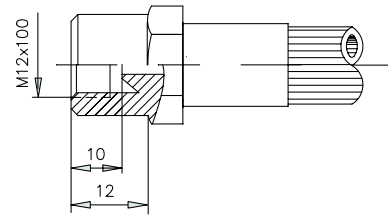
Ref: 0021162-BB



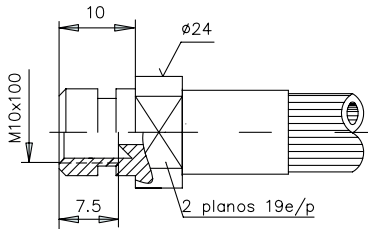
Ref: 0021171-BB



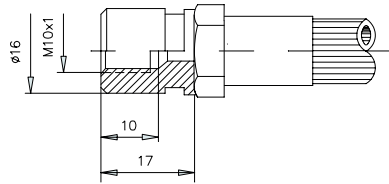
0021172-BB



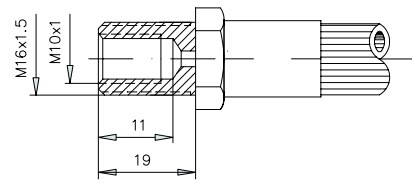
Ref: 0021175-BB



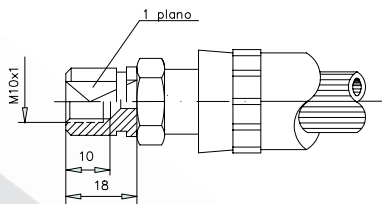
Ref: 0021179-BB



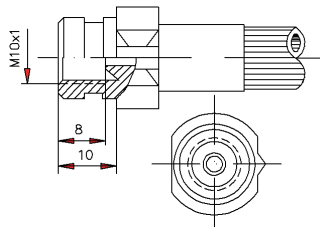
Ref: 0021184-BB



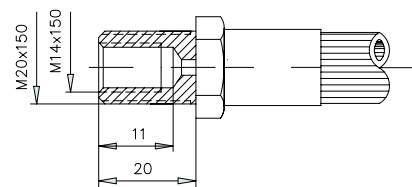
Ref: 0021186-BB



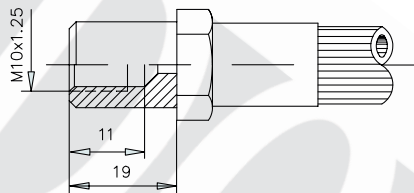
Ref: 0021192-BB



Ref: 0021195-BB



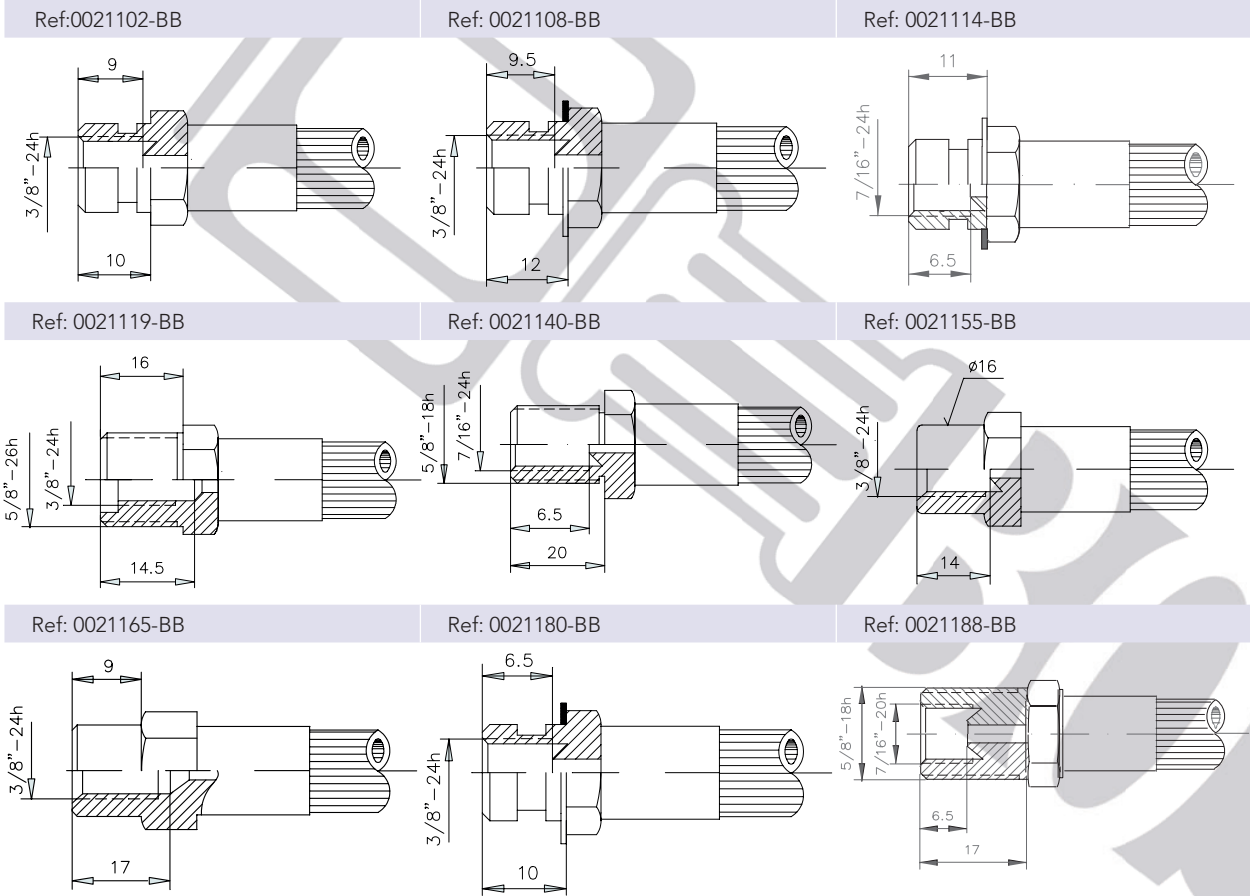
Ref: 0021199-BB



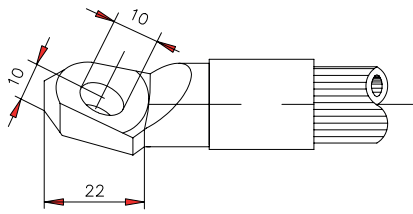
RACORES FRENOS AUTOMÓVILES

HEMBRAS SAE
SAE FEMALE

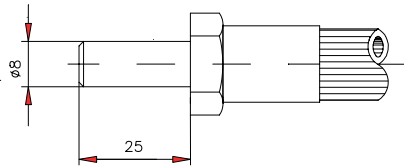
CAR BRAKES FITTINGS



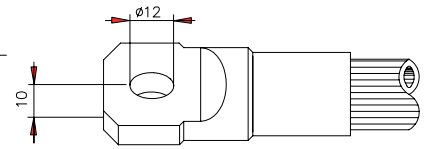
Ref:0021103-BB



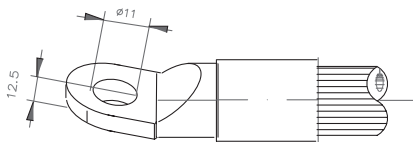
Ref: 0021110-BB



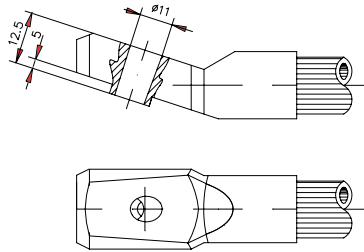
Ref: 0021142-BB



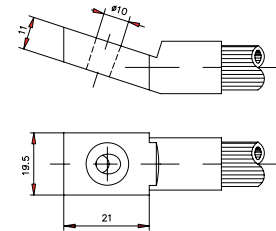
Ref: 0021143-BB



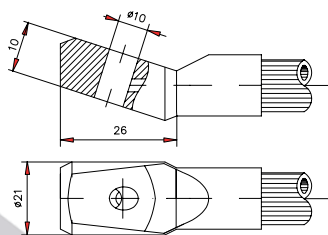
Ref: 0021153-BB



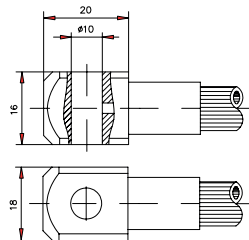
Ref: 0021159-BB ●



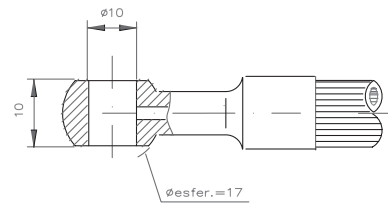
Ref: 0021166-BB



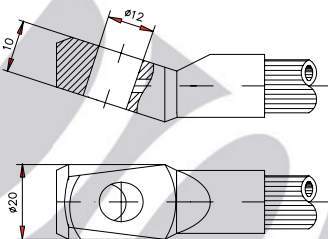
Ref: 0021174-BB ●



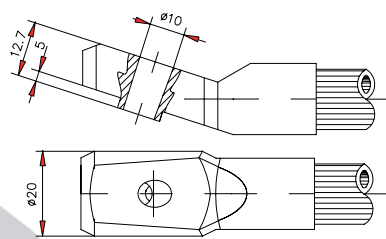
Ref: 0021176-BB ●



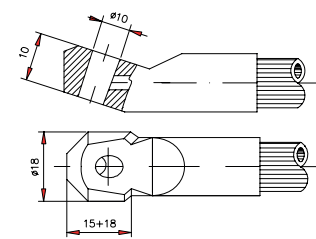
Ref: 0021177-BB



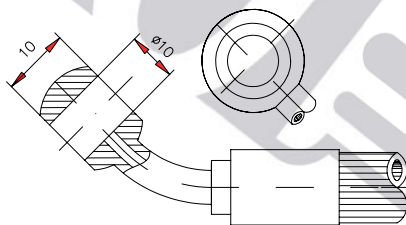
Ref: 0021178-BB



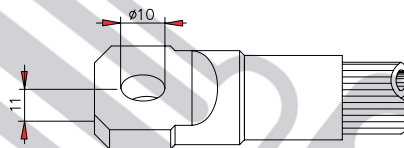
Ref: 0021182-BB



Ref: 0021189-BB ●



Ref: 0021203-BB

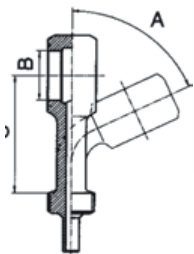


RACORES FRENOS MOTOCICLETAS

REUSABLES
REUSABLE

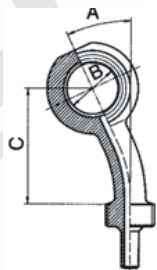
MOTORCYCLE BRAKES FITTINGS

ORIENTABLE - BANJO
BANJO



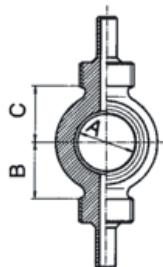
A	B	C	REF	PVP €
0°	10,1	24	BH0326	
0°	11,1	24	BH0264	
25°	10,1	23	BH0350	
45°	10,1	20	BH0314	
60°	10,1	18	BH0339	
90°	10,1	11	BH0325	

ORIENTABLE LATERAL
LATERAL BANJO



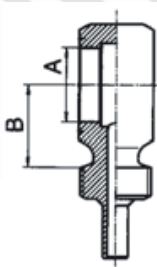
A	B	C	REF	PVP €
25°	10,1	23	BH0773	

ORIENTABLE DOBLE
DOUBLE BANJO



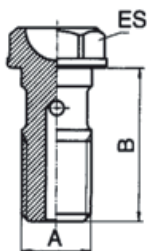
A	B	C	REF	PVP €
10,1	10	10	BH0078	

ORIENTABLE CORTO
SHORT BANJO



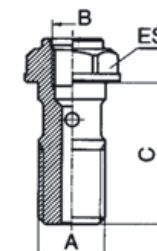
A	B	C	REF	PVP €
10x1	11	10	BH0128	

TORNILLO SIMPLE
SIMPLE BOLT



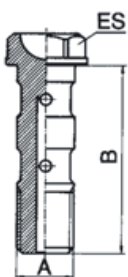
A	B	C	REF	PVP €
10x1	21	12	BH2374	
10x1,25	21	12	BH2393	

TORNILLO SIMPLE PARA SANGRAR
SIMPLE BOLT FOR BLEEDING



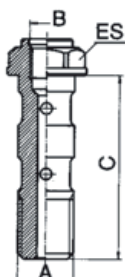
A	B	C	REF	PVP €
10x1	6x1	21	BH2373	
10x1,25	6x1	21	BH2392	

TORNILLO DOBLE
DOUBLE BOLT



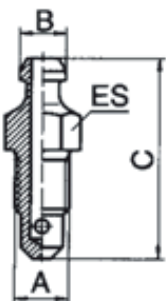
A	B	C	REF	PVP €
10x1	32,5	12	BH2362	
10x1,25	32,5	12	BH2363	

TORNILLO DOBLE PARA SANGRAR
DOUBLE BOLT FOR BLEEDING



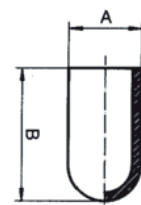
A	B	C	REF	PVP €
10x1	21	32,5	BH2364	
10x1,25	21	12	BH2365	

BOQUILLA SANGRADO
BLEEDING ADAPTOR



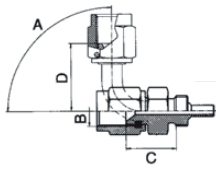
A	B	C	REF	PVP €
6x1	32,5	21,7	BH2360	

CAPUCHÓN PARA BOQUILLA SANGRADO
CAP FOR BLEEDING ADAPTOR



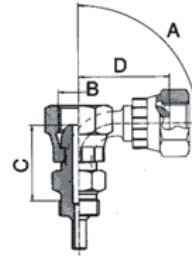
COLOR	A	B	REF	PVP €
Negro	7,5	14	BH3697	
Rojo	7,5	14	BH3698	
Azul	7,5	14	BH3699	

HEMBRA GIRATORIA JIC
SWIVEL FEMALE JIC



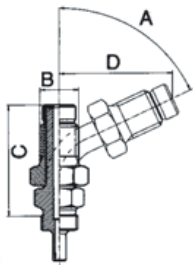
A	B	C	REF	PVP €
0°	3/8	13	BH3707	
45°	3/8	27	BH3709	
90°	3/8	20	BH3711	

HEMBRA GIRATORIA BSP
SWIVEL FEMALE BSP



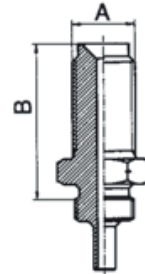
A	B	C	REF	PVP €
0°	1/8	18	BH3706	
45°	1/8	24	BH3708	
90°	1/8	19	BH3710	

MACHO GIRATORIO
SWIVEL MALE



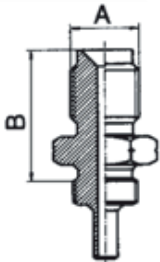
A	B	C	REF	PVP €
0°	10x1	29	BH3700	
0°	10x1,25	29	BH3701	
45°	10x1	39	BH3702	
45°	10x1,25	39	BH3703	
90°	10x1	21	BH3704	
90°	10x1,25	21	BH3705	

MACHO FIJO LARGO ASIENTO CÓNCAVO*
CONCAVE SEAT LONG FIX FEMALE*



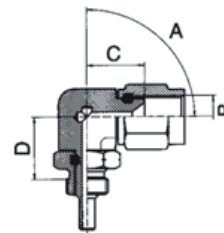
A	B	REF	PVP €
10x1	27	BH3718	
10x1,25	27	BH3720	
3/8	27	BH3719	

MACHO FIJO ASIENTO CÓNCAVO*
CONCAVE SEAT FIX MALE*



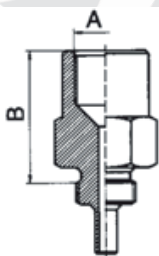
A	B	REF	PVP €
10x1	20	BH3714	
10x1,25	20	BH3715	

CODO FORJADO JIC
FORGED ELBOW JIC



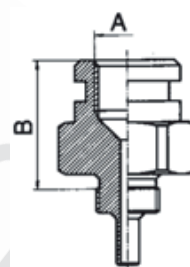
A	B	C	REF	PVP €
45°	3/8	22	BH3783	
90°	3/8	16	BH3784	

HEMBRA FIJA ASIENTO CÓNCAVO*
CONCAVE SEAT FIX FEMALE*



A	B	REF	PVP €
10x1	22	BH3713	
10x1,25	22	BH3716	

HEMBRA FIJA ASIENTO CÓNCAVO - FIJACIÓN ABRAZADERA*
CONCAVE SEAT FIX FEMALE - CLAMP SUPPORT*



A	B	REF	PVP €
10x1	20	BH0333	
10x1,25	20	BH3717	
3/8	20	BH3712	

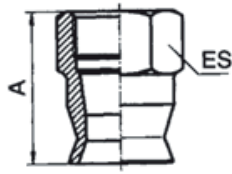
* Para asiento convexo se debe pedir el adaptador con referencia BH0065
* Convex seat for the adapter must be ordered with reference BH0065

RACORES FRENOS MOTOCICLETAS

REUSABLES
REUSABLE

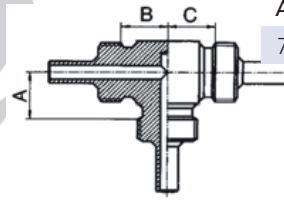
MOTORCYCLE BRAKES FITTINGS

CASQUILLO
NIPPLE



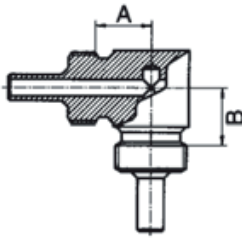
A	B	REF	PVP €
15,5	11	BH0281	

"T" EMPALME
"T" ADAPTOR



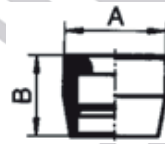
A	B	C	REF	PVP €
7	7	7	BH0692	

CODO EMPALME
ELBOW ADAPTOR



A	B	REF	PVP €
7	7	BH1169	

OVALILLO
INSERT



A	B	REF	PVP €
7,4	6	BH0288	

PRENSADOS SWAVING



TUBO PTFE
PTFE TUBE

REF	PVP €
032901- Con PVC	
032900- Sin PVC	



3 VÍAS
3 WAYS

REF	PVP €
BH1387	



UNIÓN 3 VÍAS
3 WAYS UNION

REF	PVP €
BH433	

CASQUILLO PRENSAR CON PVC
NIPPLE WITH PVC



REF	PVP €
BH0579	

CASQUILLO PRENSAR SIN PVC
NIPPLE WITHOUT PVC

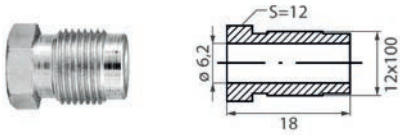


REF	€
BH5134	

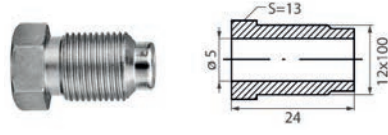
MACHO GIRATORIO SWIVEL MALE		MACHO GIRATORIO 45° 45° SWIVEL MALE		MACHO GIRATORIO 90° 90° SWIVEL MALE		MACHO FIJO FIX MALE		MACHO FIJO LARGO LONG FIX MALE	
REF	PVP €	REF	PVP €	REF	PVP €	REF	PVP €	REF	PVP €
BH94/233 - 10X1 BH132/233 10X1,25		BH406 - 10X1		BH408 - 10X1		BH232 - 10x1 BH577 - 1/8		BH236 - 10x1 BH158 - 3/8 JIC	
									
HEMBRA FIJA FIX FEMALE		HEMBRA FIJA FIX FEMALE		HEMBRA GIRATORIA SWIVEL FEMALE		HEMBRA GIRATORIA 45° 45° SWIVEL FEMALE		HEMBRA GIRATORIA 90° 90° SWIVEL FEMALE	
REF	PVP €	REF	PVP €	REF	PVP €	REF	PVP €	REF	PVP €
BH237 - 10X1 BH212 - 10X1,25		BH240 - 10X1		BH900 - 1/8" BH995 - 10X1		BH1015 - 1/8		BH1000 - 1/8	
									
BANJO RECTO LARGO LONG STRAIGHT BANJO		BANJO 25° LATERAL 25° LATERAL BANJO		BANJO A 15° 15° BANJO		BANJO A 25° 25° BANJO		BANJO A 45° 45° BANJO	
REF	PVP €	REF	PVP €	REF	PVP €	REF	PVP €	REF	PVP €
BH884 - Ø10		BH964 - Ø10		BH402		BH963		BH456	
									
BANJO A 65° 65° BANJO		BANJO A 90° 90° BANJO		BANJO BANJO		BANJO INCLINADO A 86° 85° LEANING BANJO		UNIÓN 90° 90° UNION	
REF	PVP €	REF	PVP €	REF	PVP €	REF	PVP €	REF	PVP €
BH360 - Ø10		BH364 - Ø10		BH90 - Ø10 BH68 - Ø6		BH966 - Ø10		BH244	
									

RACORES FRENOS AUTOMÓVILES

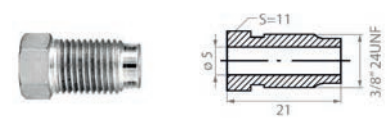
CAR BRAKES FITTINGS



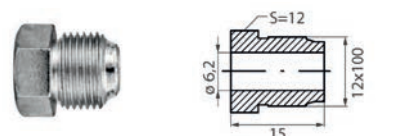
Referencia Reference	Tubo Tube	Rosca Thread	PVP €
RM102	6,2	M12x100	



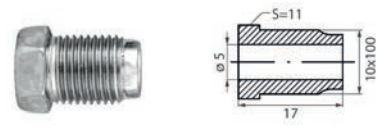
Referencia Reference	Tubo Tube	Rosca Thread	PVP €
RM204	5,0	M12x100	



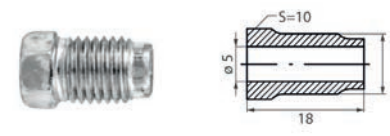
Referencia Reference	Tubo Tube	Rosca Thread	PVP €
RM109	5,0	3/8" x 24	



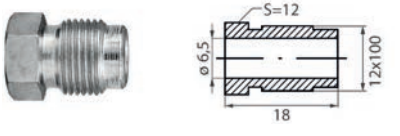
Referencia Reference	Tubo Tube	Rosca Thread	PVP €
RM202	6,2	M12x100	



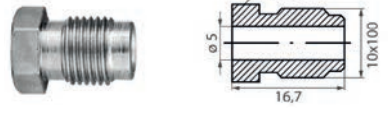
Referencia Reference	Tubo Tube	Rosca Thread	PVP €
RM105	5,0	M10x100	



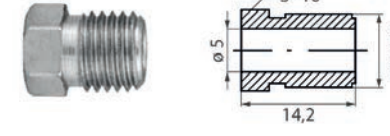
Referencia Reference	Tubo Tube	Rosca Thread	PVP €
RM112	5,0	M10x125	



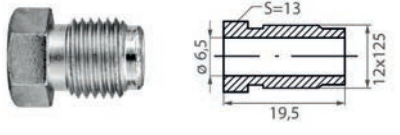
Referencia Reference	Tubo Tube	Rosca Thread	PVP €
RM103	6,5	M12x100	



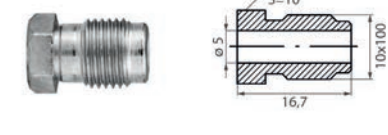
Referencia Reference	Tubo Tube	Rosca Thread	PVP €
RM505	5,0	M10x100	



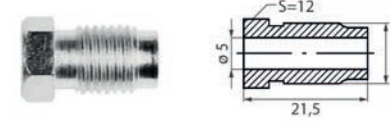
Referencia Reference	Tubo Tube	Rosca Thread	PVP €
RM113	5,0	M10x125	



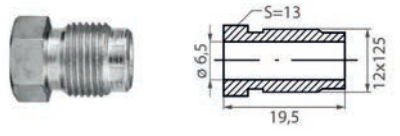
Referencia Reference	Tubo Tube	Rosca Thread	PVP €
RM203	6,5	M12x125	



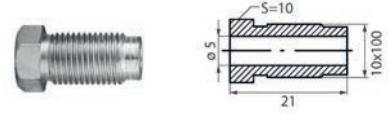
Referencia Reference	Tubo Tube	Rosca Thread	PVP €
RM605	5,0	M10x100	




Referencia Reference	Tubo Tube	Rosca Thread	PVP €
RM114	5,0	7/16" x 20	



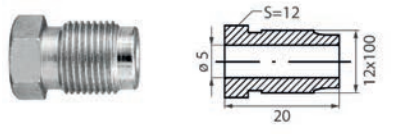
Referencia Reference	Tubo Tube	Rosca Thread	PVP €
RM303	6,5	M12x100	



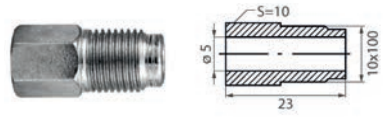
Referencia Reference	Tubo Tube	Rosca Thread	PVP €
RM405	5,0	M10x100	



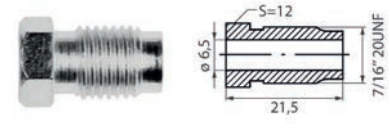
Referencia Reference	Tubo Tube	Rosca Thread	PVP €
RM414	5,2	7/16" x 24	



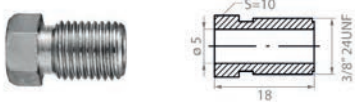
Referencia Reference	Tubo Tube	Rosca Thread	PVP €
RM104	5,0	M12x100	



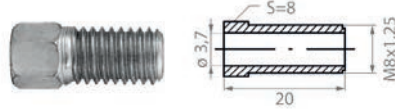
Referencia Reference	Tubo Tube	Rosca Thread	PVP €
RM205	5,0	M10x100	



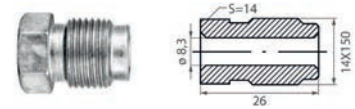
Referencia Reference	Tubo Tube	Rosca Thread	PVP €
RM214	6,5	7/16" x 20	



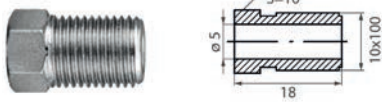
Referencia Reference	Tubo Tube	Rosca Thread	PVP €
RM115	5,0	3/8"x24	



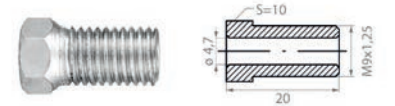
Referencia Reference	Tubo Tube	Rosca Thread	PVP €
RM120	3,7	M8x125	



Referencia Reference	Tubo Tube	Rosca Thread	PVP €
RM164	8,3	M14x150	



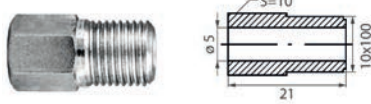
Referencia Reference	Tubo Tube	Rosca Thread	PVP €
RM116	5,0	M10x100	



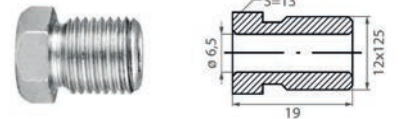
Referencia Reference	Tubo Tube	Rosca Thread	PVP €
RM160	4,7	M9x125	



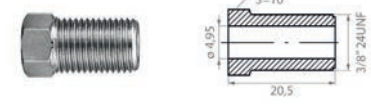
Referencia Reference	Tubo Tube	Rosca Thread	PVP €
RM166	4,95	3/8"x24	



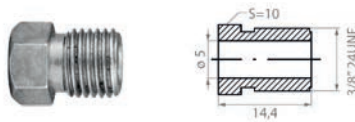
Referencia Reference	Tubo Tube	Rosca Thread	PVP €
RM216	5,0	M10x100	



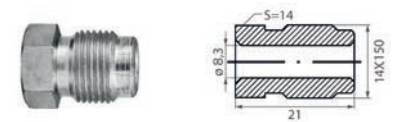
Referencia Reference	Tubo Tube	Rosca Thread	PVP €
RM161	6,5	M12x125	



Referencia Reference	Tubo Tube	Rosca Thread	PVP €
RM167	4,95	3/8"x24	



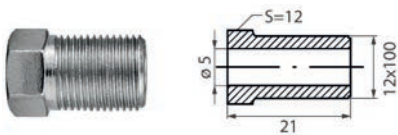
Referencia Reference	Tubo Tube	Rosca Thread	PVP €
RM117	5,0	3/8"x24	



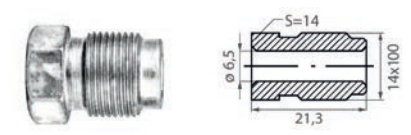
Referencia Reference	Tubo Tube	Rosca Thread	PVP €
RM131	8,3	M14x150	



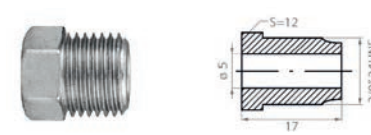
Referencia Reference	Tubo Tube	Rosca Thread	PVP €
RM168	5,0	3/8"x24	



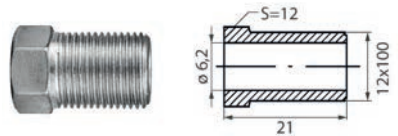
Referencia Reference	Tubo Tube	Rosca Thread	PVP €
RM118	5,0	M12x100	



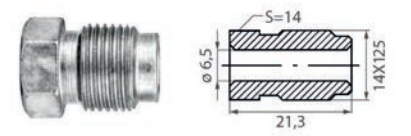
Referencia Reference	Tubo Tube	Rosca Thread	PVP €
RM162	6,5	M14x100	



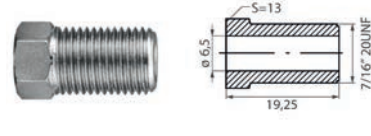
Referencia Reference	Tubo Tube	Rosca Thread	PVP €
RM169	4,95	7/16"x24	



Referencia Reference	Tubo Tube	Rosca Thread	PVP €
RM119	6,2	M12x100	



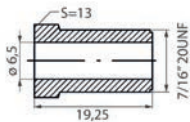
Referencia Reference	Tubo Tube	Rosca Thread	PVP €
RM163	6,5	M14x125	



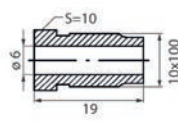
Referencia Reference	Tubo Tube	Rosca Thread	PVP €
RM170	6,5	7/16"x20	

RACORES FRENOS AUTOMÓVILES

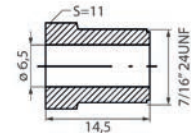
CAR BRAKES FITTINGS



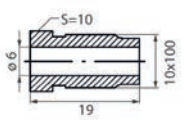
Referencia Reference	Tubo Tube	Rosca Thread	PVP €
RM270	6,5	7/16"x20	



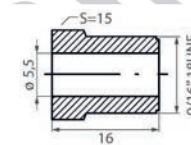
Referencia Reference	Tubo Tube	Rosca Thread	PVP €
RM500	6	M10x100	



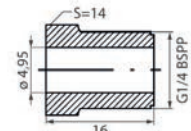
Referencia Reference	Tubo Tube	Rosca Thread	PVP €
RM172	6,5	9/16"x18	



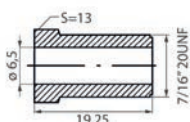
Referencia Reference	Tubo Tube	Rosca Thread	PVP €
RM500	6	M10x100	



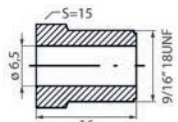
Referencia Reference	Tubo Tube	Rosca Thread	PVP €
RM171	5,5	9/16"x18	



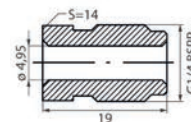
Referencia Reference	Tubo Tube	Rosca Thread	PVP €
RM173	4,95	1/4" BSP	



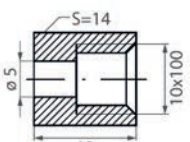
Referencia Reference	Tubo Tube	Rosca Thread	PVP €
RM270	6,5	7/16"x20	



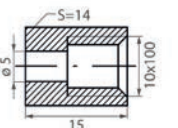
Referencia Reference	Tubo Tube	Rosca Thread	PVP €
RM271	6,5	9/16"x18	



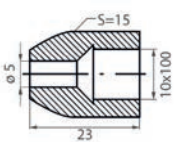
Referencia Reference	Tubo Tube	Rosca Thread	PVP €
RM174	4,95	1/4" BSP	



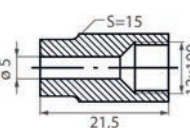
Referencia Reference	Tubo Tube	Rosca Thread	PVP €
RH106	5	M10x100	



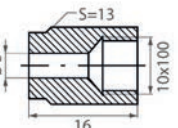
Referencia Reference	Tubo Tube	Rosca Thread	PVP €
RH108	5,0	M10x100	



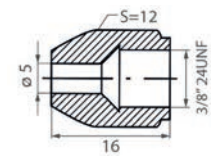
Referencia Reference	Tubo Tube	Rosca Thread	PVP €
RH210	5	M10x100	



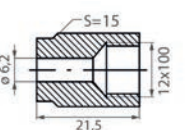
Referencia Reference	Tubo Tube	Rosca Thread	PVP €
RH107	5,0	M12x100	



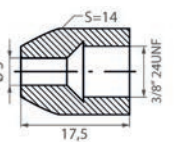

Referencia Reference	Tubo Tube	Rosca Thread	PVP €
RH408	5,0	M10x100	



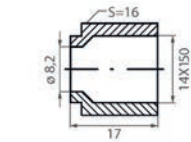
Referencia Reference	Tubo Tube	Rosca Thread	PVP €
RH111	5,0	3/8"x24	



Referencia Reference	Tubo Tube	Rosca Thread	PVP €
RH207	6,2	M12x100	



Referencia Reference	Tubo Tube	Rosca Thread	PVP €
RH110	5,0	3/8"x24	



Referencia Reference	Tubo Tube	Rosca Thread	PVP €
RH165	8,2	M14x150	

TUBOS DE SILICONA / SILICONE HOSES

PARA APLICACIÓN EN AUTOMOCIÓN | FOR AUTOMOTIVE USE



En Grupo BOSADO disponemos de una amplia gama de **tubos conformados de silicona** para usos en sistemas de refrigeración, admisión, intercooler, turbo o calefacción de todo tipo de vehículos. Disponemos de un amplio surtido de medidas, por lo que el campo de aplicación es muy extenso, abarcando motores de coches, motos, camiones y autobuses.

Los tubos de silicona mejoran las prestaciones que aportan los tubos de caucho estándar, soportando **mayor presión y temperatura**. Su uso mejora la durabilidad del sistema de refrigeración y alimentación del motor, evitando las averías causadas por las roturas de manguitos estándar. Están recomendados para todo tipo de motores, en especial para los de grandes prestaciones o con preparación mecánica, ya que éstos producen temperaturas de funcionamiento más elevadas.

The BOSADO Group disposes of a wide range of silicone assembly hoses for use in refrigeration, admission, intercooler, turbo or heat systems of all kind of cars. We dispose of a wide selection of measures, so the application field is very extensive, including car, motorcycle, truck and bus -motors.

The silicone tube improves the features supplied by the standard rubber hoses, supporting more pressure and temperature. Its use improves the durability of the refrigeration and engine power system, avoiding the breakdowns caused by the standard nipple. These are recommended for all kind of motors, especially for the one with lots of features or mechanical preparation, given that these produce more elevated working temperatures.

Material: *Silicona / Silicone VMQ (Vinyl Methyl Quality)*

Refuerzo / Reinforcement: *Textil, 4 capas de tejido poliéster / Textile, 4 braid of textile polyester*

Rango de temperaturas / Temperature range: *-60°C / +180°C*

Espesor de pared / wall thickness: *5,2 mm (+1/-0,5)*

Tamaño manguera		Ø Ext.	Presiones trabajo		Presión rotura		Peso
Hose size		Ø Ext.	Work pressure		Burst pressure		Weight
Ø (mm)	Espesor	mm	bar	psi	bar	psi	kg/m
16	5,2	26,4	10,47	151,80	31	449,50	0,47
20	5,2	30,4	8,92	129,30	27	391,50	0,56
22	5,2	32,4	8,33	120,78	25	362,50	0,61
25	5,2	35,4	7,60	110,20	23	333,50	0,67
30	5,2	40,4	6,67	96,71	20	290,00	0,78
35	5,2	45,4	5,97	85,56	18	261,00	0,90
40	5,2	50,4	5,42	78,59	16	232,00	1,01
45	5,2	55,4	4,98	72,21	15	217,50	1,12
50	5,2	60,4	4,62	67,00	14	203,00	1,23
55	5,2	65,4	4,32	62,64	13	188,50	1,34
60	5,2	70,4	4,05	57,72	12	174,00	1,46
65	5,2	75,4	3,83	55,53	11	159,50	1,46
70	5,2	80,4	3,63	52,63	11	159,50	1,68
75	5,2	85,4	3,45	50,02	10	145,00	1,79
80	5,2	90,4	3,30	47,85	10	145,00	1,90
90	5,2	100,4	3,03	43,93	9	130,50	2,13
100	5,2	110,4	2,81	40,74	8	116,00	2,35

TUBOS DE SILICONA / SILICONE HOSES

PARA APLICACIÓN EN AUTOMOCIÓN | FOR AUTOMOTIVE USE

Codo 45° - 150 mm

Ref.	Descripción / Description	PVP
22CODO45.16X1500	TUBO CODO (ELBOW TUBE) Ø 16 mm	
22CODO45.20X1500	TUBO CODO (ELBOW TUBE) Ø 20 mm	
22CODO45.25X1500	TUBO CODO (ELBOW TUBE) Ø 25 mm	
22CODO45.30X1500	TUBO CODO (ELBOW TUBE) Ø 30 mm	
22CODO45.35X1500	TUBO CODO (ELBOW TUBE) Ø 35 mm	
22CODO45.40X1500	TUBO CODO (ELBOW TUBE) Ø 40 mm	
22CODO45.45X1500	TUBO CODO (ELBOW TUBE) Ø 45 mm	
22CODO45.50X1500	TUBO CODO (ELBOW TUBE) Ø 50 mm	
22CODO45.55X1500	TUBO CODO (ELBOW TUBE) Ø 55 mm	
22CODO45.60X1500	TUBO CODO (ELBOW TUBE) Ø 60 mm	
22CODO45.65X1500	TUBO CODO (ELBOW TUBE) Ø 65 mm	
22CODO45.70X1500	TUBO CODO (ELBOW TUBE) Ø 70 mm	
22CODO45.75X1500	TUBO CODO (ELBOW TUBE) Ø 75 mm	
22CODO45.80X1500	TUBO CODO (ELBOW TUBE) Ø 80 mm	
22CODO45.90X1500	TUBO CODO (ELBOW TUBE) Ø 90 mm	
22CODO45.100X1500	TUBO CODO (ELBOW TUBE) Ø 100 mm	



Codo 90° - 150 mm


Ref.	Descripción / Description	PVP
22CODO90.16X1500	TUBO CODO (ELBOW TUBE) Ø 16 mm	
22CODO90.20X1500	TUBO CODO (ELBOW TUBE) Ø 20 mm	
22CODO90.25X1500	TUBO CODO (ELBOW TUBE) Ø 25 mm	
22CODO90.30X1500	TUBO CODO (ELBOW TUBE) Ø 30 mm	
22CODO90.35X1500	TUBO CODO (ELBOW TUBE) Ø 35 mm	
22CODO90.40X1500	TUBO CODO (ELBOW TUBE) Ø 40 mm	
22CODO90.45X1500	TUBO CODO (ELBOW TUBE) Ø 45 mm	
22CODO90.50X1500	TUBO CODO (ELBOW TUBE) Ø 50 mm	
22CODO90.55X1500	TUBO CODO (ELBOW TUBE) Ø 55 mm	
22CODO90.60X1500	TUBO CODO (ELBOW TUBE) Ø 60 mm	
22CODO90.65X1500	TUBO CODO (ELBOW TUBE) Ø 65 mm	
22CODO90.70X1500	TUBO CODO (ELBOW TUBE) Ø 70 mm	
22CODO90.75X1500	TUBO CODO (ELBOW TUBE) Ø 75 mm	
22CODO90.80X1500	TUBO CODO (ELBOW TUBE) Ø 80 mm	
22CODO90.90X1500	TUBO CODO (ELBOW TUBE) Ø 90 mm	
22CODO90.100X1500	TUBO CODO (ELBOW TUBE) Ø 100 mm	



Tubo recto - 1000 mm

Ref.	Descripción / Description	PVP
22RECTO.16X1000	TUBO RECTO (STRAIGHT TUBE) Ø 16 mm	
22RECTO.20X1000	TUBO RECTO (STRAIGHT TUBE) Ø 20 mm	
22RECTO.22X1000	TUBO RECTO (STRAIGHT TUBE) Ø 22 mm	
22RECTO.25X1000	TUBO RECTO (STRAIGHT TUBE) Ø 25 mm	
22RECTO.30X1000	TUBO RECTO (STRAIGHT TUBE) Ø 30 mm	
22RECTO.35X1000	TUBO RECTO (STRAIGHT TUBE) Ø 35 mm	
22RECTO.40X1000	TUBO RECTO (STRAIGHT TUBE) Ø 40 mm	
22RECTO.45X1000	TUBO RECTO (STRAIGHT TUBE) Ø 45 mm	
22RECTO.50X1000	TUBO RECTO (STRAIGHT TUBE) Ø 50 mm	
22RECTO.55X1000	TUBO RECTO (STRAIGHT TUBE) Ø 55 mm	
22RECTO.60X1000	TUBO RECTO (STRAIGHT TUBE) Ø 60 mm	
22RECTO.65X1000	TUBO RECTO (STRAIGHT TUBE) Ø 65 mm	
22RECTO.70X1000	TUBO RECTO (STRAIGHT TUBE) Ø 70 mm	
22RECTO.75X1000	TUBO RECTO (STRAIGHT TUBE) Ø 75 mm	
22RECTO.80X1000	TUBO RECTO (STRAIGHT TUBE) Ø 80 mm	
22RECTO.90X1000	TUBO RECTO (STRAIGHT TUBE) Ø 90 mm	
22RECTO.100X1000	TUBO RECTO (STRAIGHT TUBE) Ø 100 mm	





COMERCIAL
C/ Nivel, 12-3. P. I. Store
41008 - Sevilla (Spain)
Tlfn: (0034) 954 358 149
Fax: (0034) 954 357 401
bosado@bosado.com

FABRICACIÓN
C/ Gramil, 14-5. P. I. Store
41008 - Sevilla (Spain)
Tlfn: (0034) 954 353 271
Fax: (0034) 954 433 714
tbosado@bosado.com

bosado.com

